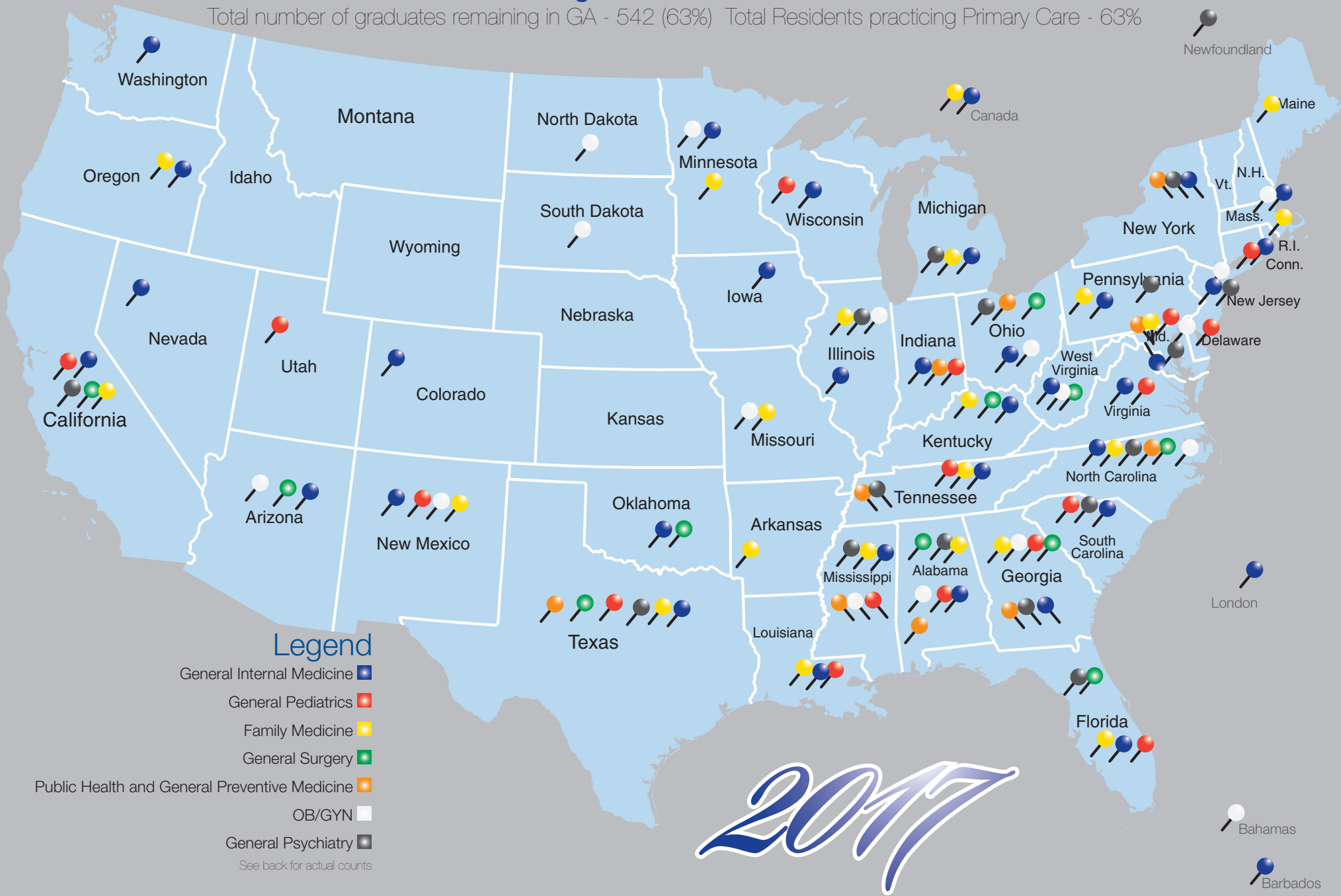




MOREHOUSE SCHOOL OF MEDICINE

Total MSM GME graduates - 812 from 1983 - 2017

Total number of graduates remaining in GA - 542 (63%) Total Residents practicing Primary Care - 63%



Total MSM GME graduates - 812 from 1983 - 2017

Total number of graduates remaining in GA - 542 (63%) Total Residents practicing Primary Care - 63%

Family Medicine 1984-2017

Total - 166
 Total in Primary Care- 100%
 Alabama - 2
 Arkansas - 2
 California - 4
 Canada -1
 Florida - 7
 Georgia - 107
 Illinois - 3
 Kentucky -1
 Louisiana - 1
 Maryland - 2
 Maine - 1
 Michigan -1
 Mississippi - 4
 Missouri - 2
 New Mexico -2
 North Carolina - 3
 Pennsylvania -1
 Rhode Island - 1
 Tennessee - 4
 Texas - 3
 Virginia - 1
 Washington, DC - 1
 West Indies -1
 TBD - 1

Internal Medicine 1993-2017

Total - 333
 Alabama - 5
 Arizona - 5
 Barbados - 1
 California - 2
 Canada - 1
 Colorado - 3
 Connecticut - 2
 Florida - 13
 Georgia - 187
 Illinois - 2
 Iowa - 1
 Indiana - 4
 Kentucky - 4
 Libya- 1
 Louisiana - 4
 London -1
 Maryland - 1
 Massachusetts - 3
 Michigan - 3
 Minnesota - 3
 Mississippi - 1
 Nevada - 3
 New Jersey - 5
 New Mexico - 2
 New York - 4

North Carolina - 6
 Ohio - 5
 Oklahoma - 1
 Oregon - 1
 Pennsylvania - 2
 South Carolina - 4
 Tennessee - 13
 Texas - 9
 Virginia - 3
 Washington - 1
 West Virginia - 3
 Wisconsin - 1
 TBD - 1

Pediatric Graduates 2004- 2017

Total - 76
 Alabama - 2
 California - 1
 Connecticut - 1
 Delaware - 1
 Florida - 5
 Georgia - 48
 Indiana - 1
 Louisiana - 1
 Maryland - 1
 New Mexico - 1
 South Carolina - 1
 Texas - 3
 Tennessee -1
 Utah - 1
 Virginia - 1
 Wisconsin - 1

Psychiatry Graduates 1994-2017

Total - 86
 Alabama - 7
 California - 5
 Florida - 1
 Georgia - 51
 Illinois -1
 India - 1
 Michigan -1
 Maryland -1
 Mississippi -1
 North Carolina -1
 New Jersey -2
 New York - 2
 Newfoundland - 1
 Ohio - 2
 Pennsylvania - 1
 South Carolina - 3
 South Dakota -1
 Tennessee -1
 Texas -1
 Washington DC -1

OB/GYN Graduates 1999-2017

Total - 51
 Alabama - 3
 Arizona - 1
 Bahamas - 1
 Georgia - 31
 Illinois - 3
 Maryland - 1
 Massachusetts - 1
 Minnesota - 1
 Missouri - 1
 Mississippi - 1
 New Jersey - 1
 New Mexico - 1
 North Carolina-1
 North Dakota - 1
 West Virginia - 1

Public Health and General Preventive Medicine 1987-2017 - Total - 57

Alabama - 1
 Georgia - 43
 Indiana -1
 Mississippi - 1
 New York - 1
 North Carolina - 1
 Ohio - 2
 Tennessee - 1
 Texas - 1
 Washington D.C. - 1
 TBD - 2

Surgery Graduates 1996 - 2017

Total - 41
 Alabama -1
 Arizona - 2
 California - 4
 Florida - 3
 Georgia - 20
 Kentucky - 1
 North Carolina - 3
 Ohio - 2
 Oklahoma - 1
 Oregon - 1
 Texas - 1
 Washington - 1
 West Virginia - 3

2017 Graduates

Family Medicine - Total 6
 4- Georgia, 1- Louisiana, 1- California,

General Internal Medicine - Total 17
 6- Georgia, 1- Mississippi, 1- Florida,
 1- Arizona, 1-Kentucky, 1- Louisiana,
 1- Oregon, 1- Ohio, 2- South Carolina,
 1- North Carolina, 1- TBD

General Pediatrics - Total 6
 2- Georgia, 2 – Florida, 1- Texas,
 1- Connecticut

General Psychiatry - Total 3
 2- Georgia, 1- Ohio







Ob/Gyn - Total 4
 2- Georgia, 1- Alabama,
 1- Massachusetts

Psychiatry - Total 3
 2- Georgia, 1- Ohio

Surgery - Total 2
 1- California, 1- Oregon

Total of 39 graduates for 2017
 Remaining in Georgia- 19 (49%)
 Total in Ambulatory/Primary Care- 7 (18%)

Legend

General Internal Medicine 
 General Pediatrics 
 Family Medicine 
 General Surgery 
 Public Health and General Preventive Medicine 
 OB/GYN 
 General Psychiatry 