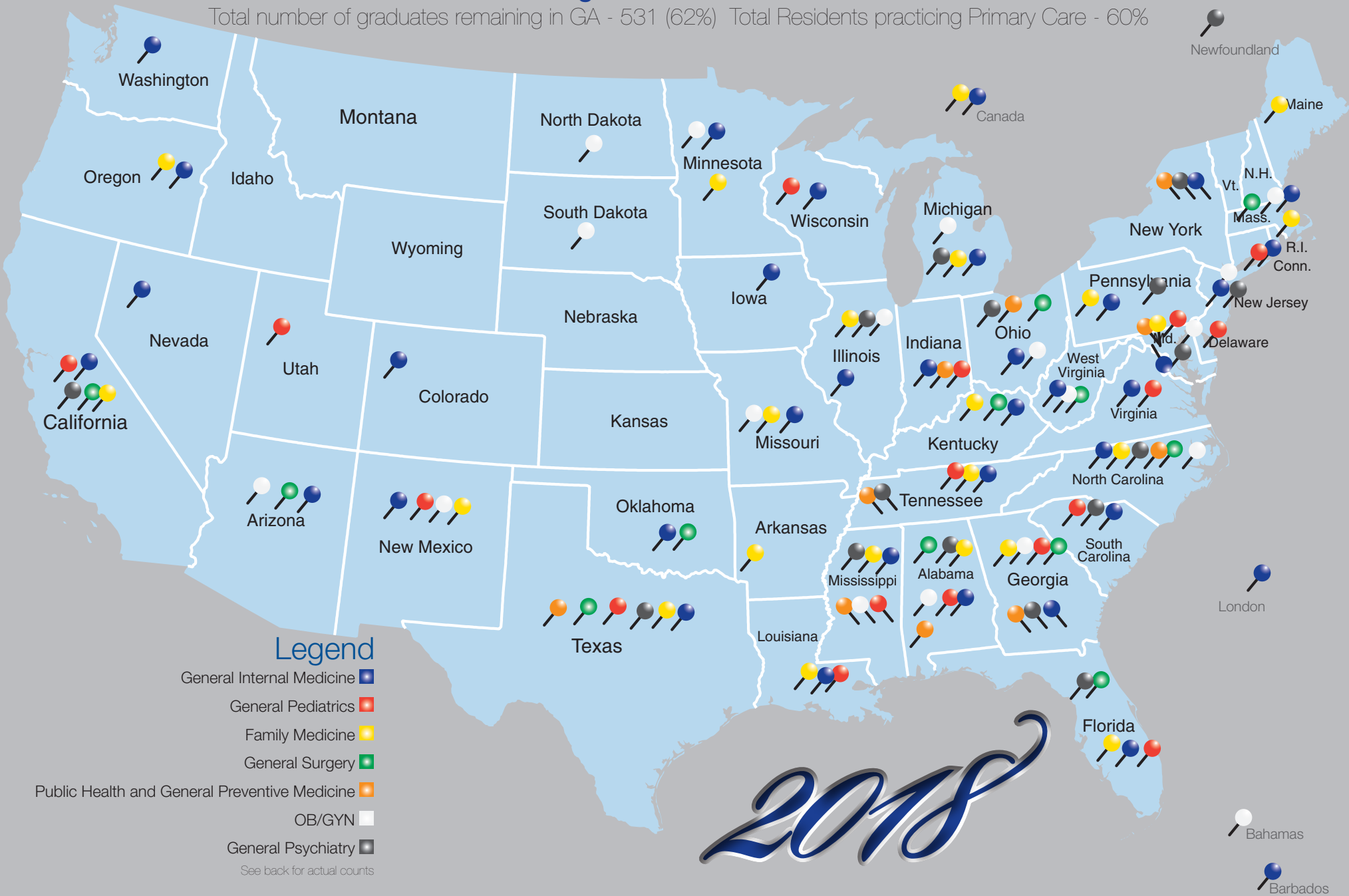


Total MSM GME graduates - 852 from 1983 - 2018

Total number of graduates remaining in GA - 531 (62%) Total Residents practicing Primary Care - 60%



Total MSM GME graduates - 852 from 1983 - 2018

Total number of graduates remaining in GA - 531 (62%) Total Residents practicing Primary Care - 60%

Family Medicine 1984-2018

Total - 172

Total in Primary Care- 100%

Alabama - 3
 Arkansas - 2
 California - 4
 Canada -1
 Florida - 7 Georgia -
 110 Illinois - 3
 Kentucky -1
 Louisiana - 1
 Maryland - 2
 Maine - 1
 Michigan -2
 Minnesota -1
 Mississippi - 4
 Missouri - 2
 New Mexico -2
 North Carolina - 3
 Pennsylvania -1
 Rhode Island - 1
 Tennessee - 4
 Texas - 3
 Virginia - 1
 Washington, DC - 1
 West Indies -1

Internal Medicine 1993-2018

Total - 352

Alabama - 5
 Arizona - 5
 Barbados - 1
 California - 3
 Canada - 1
 Colorado - 3
 Connecticut - 2
 Florida - 14
 Georgia - 196
 Illinois - 2
 Iowa - 1
 Indiana - 4
 Kentucky - 4
 Libya- 1
 Louisiana - 5
 London -1
 Maryland - 1
 Massachusetts - 4
 Michigan - 3
 Minnesota - 3
 Mississippi - 1
 Missouri - 1
 Nevada - 3
 New Jersey - 5
 New Mexico - 2

New York - 4
 North Carolina - 8
 Ohio - 5
 Oklahoma - 1
 Oregon - 1
 Pennsylvania - 2
 South Carolina - 4
 Tennessee - 13
 Texas - 9
 Virginia - 3
 Washington - 1
 West Virginia - 3
 Wisconsin - 1

Pediatric Graduates 2004- 2018

Total - 81

Alabama - 2
 California - 1
 Connecticut - 1
 Delaware - 1
 Florida - 5
 Georgia - 53
 Indiana - 1
 Louisiana - 1
 Maryland - 1
 New Mexico - 1
 South Carolina - 1
 Texas - 3
 Tennessee -1
 Utah - 1
 Virginia - 1
 Wisconsin - 1

Psychiatry Graduates 1994-2018

Total - 89

Alabama - 8
 California - 5
 Florida - 1
 Georgia - 51
 Illinois -1
 Indiana - 2
 Louisiana -1
 Michigan -1
 Maryland -1
 Mississippi -1
 North Carolina -1
 New Jersey -2
 New York - 2
 Newfoundland - 1
 Ohio - 2
 Pennsylvania - 1
 South Carolina - 3
 South Dakota -1
 Tennessee -1
 Texas -1
 Washington DC -1

OB/GYN Graduates 1999-2018

Total - 55

Alabama - 3
 Arizona - 2
 Bahamas - 1
 Georgia - 32
 Illinois - 3
 Maryland - 1
 Massachusetts - 1
 Michigan -1
 Minnesota - 1
 Missouri - 1
 Mississippi - 1
 New Jersey - 1
 New Mexico - 1
 North Carolina-1
 North Dakota - 1
 West Virginia - 1

Public Health and General Preventive Medicine 1987-2018 - Total - 58

Alabama - 1
 Georgia - 44
 Indiana -1
 Mississippi - 1
 New York - 1
 North Carolina - 1
 Ohio - 2
 Tennessee - 1
 Texas - 1
 Washington D.C. - 1

Surgery Graduates 1996 - 2018

Total - 45

Alabama -1
 Arizona - 2
 California - 5
 Florida - 3
 Georgia - 18
 Kentucky - 1
 Massachusetts - 1
 North Carolina - 1
 Ohio - 2
 Oklahoma - 1
 Oregon
 Texas - 1
 Washington - 1
 West Virginia - 3

2018 Graduates

Family Medicine - Total 6

3- Georgia, 1- Minnesota, 1- Alabama
 1- Michigan

General Internal Medicine - Total 19

9- Georgia, 2- North Carolina,
 1- Missouri, 1- Florida,
 10- Massachusetts, 1- California,
 1- Louisiana, 3- undecided

General Pediatrics - Total 5

5- Georgia

General Psychiatry - Total 3

1-Indiana, 1- Louisiana, 1- Alabama

Ob/Gyn - Total 4

1-Georgia, 1- Arizona, 1- Michigan,
 1- undecided

Preventive Medicine -Total 1

1- Georgia


Surgery - Total 2

1- Massachusetts, 1- undecided

Total of 40 graduates for 2018

Remaining in Georgia - 19 (47%) Total
 in Ambulatory/Primary Care - 7 (18%)


Legend

General Internal Medicine 

General Pediatrics 

Family Medicine 

General Surgery 

Public Health and General Preventive Medicine 

OB/GYN 

General Psychiatry 